


2 stk.

SCIURUS
hovud og kropp


Klipp ut to stykke.
Lim på detaljar.
Sy saman dei to
delane.
La det stå igjen
ei lita opning der
ein kan fylle dyret
med fyllvatt e.l.

SCIURUS

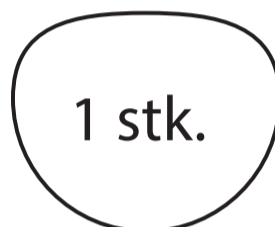
Lim på detaljar, armar og potar.



skal limast
bak snute



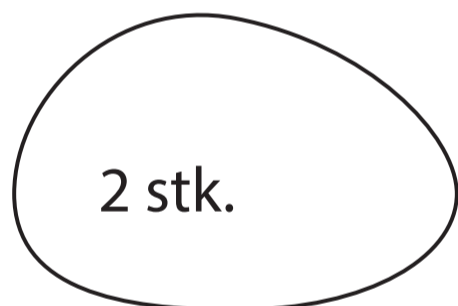
skal limast
bak snute



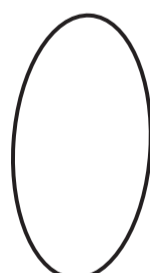
skal limast
bak snute



skal limast
på snute



pote
skal limast
fast




skal limast
bak auge



auge



pupill



Det er mogleg å kjøpe ferdige
auge som ein limer på.